



चौधरी रणबीर सिंह विश्वविद्यालय, जीन्द
Chaudhary Ranbir Singh University, Jind
(A Haryana State Government University)
(Established by the State Legislature Act 28 of 2014 and
recognized by UGC Act 1956 u/s 2 (f) & 12-B)

REQUIREMENTS FOR SUBMISSION OF THE PH.D. THESIS

ABC ID (Academic Bank of Credits ID):

The **ABC ID** is required to be filled in the thesis submission application form. **ABC ID** can be created through Digilocker Website (<https://www.digilocker.gov.in>). **Click here to download** step by step guide to create **ABC ID**.

If you already have the **ABC ID**, then you can skip the ID creation process.

Documents:

2 copies of first 3 pages of **Thesis Submission Application Form*** and 1 copy of 4th Page (i.e. No dues). *Kindly print this form on both sides of the paper to save the trees.*

**Note: No separate Forwarding Letter and No Dues Certificate are required as the same have been consolidated into the Thesis Submission Application Form.*

Hard Copies:

1. **3 Theses, 4 Summaries**
2. Supervisor's Certificate in the beginning of the Thesis
3. Student's Undertaking in the beginning of the Thesis
4. Plagiarism Certificate from Main Library appended in Thesis
5. Exclusion List Certificate before the Plagiarism Certificate, if any.
6. **1 CD/Pen Drive** (Names of the PDF Files as per Shodhganga Format)

Shodhganga Format:

01_title (Only Title Page)

02_prelim pages (Title + Declaration + Dedication + Certificates + Acknowledgement + List of Tables and Graphs etc.):

03_content (Index Details)

04_abstract (Summary)

10_annexures (Bibliography + References + Questionnaire + Maps + Publications + Exclusion List + Plagiarism Report etc.)

80_recommendation (Title Page and chapter which contains Recommendation/ Conclusion/ Summary/Future findings. This file should be without image)

90_plagiarism_report (One-Page Plagiarism Report)

05_chapter 1

06_chapter 2

07_chapter 3

08_chapter 4

09_chapter 5

11_chapter 6

12_chapter 7

..... and so on

Examinations Wing
Diary No.....
Date

Chaudhary Ranbir Singh University, Jind

(A Haryana State Government University)
(Established by the State Legislature Act 28 of 2014
and
recognized by UGC Act 1956 u/s 2 (f) & 12-B))

No.....

Date

Application Form for Submission of the Ph.D. Thesis

UGC Regulation: _____

Ordinance Applicable: _____

1. Title of the Thesis (**English**): _____

(**Hindi**): _____

2. Name of Research Scholar (**English**): _____

(**Hindi**): _____

3. Father's Name (**English**): _____

(**Hindi**): _____

4. Gender (**Male/Female/Others**) _____ 5. Category (**SC/ST/BC/Gen**) _____

6. Subject _____ 7. Medium _____

8. Department _____ 9. Faculty _____ 10. ABC ID _____

11. Regn. No. _____ 12. Regn. Date. _____

13. Whether availed hostel facility: _____ 14. Last Date of Submission: _____

15. Mobile No. _____ 16. Email ID: _____

17. Permanent Address: _____

Date _____

Signature of Research Scholar: _____

Certified that the research work of the research scholar is complete in all respect. He/she has fulfilled the condition of stay in term of relevant clause of the Ph.D. Ordinance.

Sign. of Supervisor _____

Sign. of Co-Supervisor (If any) _____

Name: _____

Name: _____

Address: _____

Address: _____

Email: _____

Email: _____

Phone: _____

Phone: _____

Certified that the particulars mentioned on pre-pages by the research scholar are correct as per record.

Date _____ Signature of Branch Head (Registration & Scholarship): _____

Endst. No. _____ Date _____

Forwarded to the COE, Examinations Wing, Chaudhary Ranbir Singh University, Jind.

Enclosed here are **3 Theses, 4 Summaries** and **1 CD/Pen Drive**. It is certified that nothing is due against the research scholar in the Department and that the research scholar fulfils all the conditions laid down in the respective Ph.D. Ordinance and is **Eligible for Submission of the Ph.D. Thesis**.

Further, it is certified that the contents of the soft copies submitted by the research scholar via **CD/Pen Drive** and **email** are same as the contents of the hard copy submitted by him/her and that the research scholar has submitted his/her Ph.D. Thesis on fulfillment of the Provision of the University Grants Commission (Minimum Standards and Procedure for Award of Ph.D. Degrees) Regulations, **(2009/2016/2022)**.....

The name of examiners as recommended by the Post-Graduate Board of Studies & Research inin its meeting held on.....Under Resolution No..... **(has been/will be)** forwarded to the COE, Examinations Wing under separate **Sealed Confidential Cover**.

Name of Chairperson

Signature & Seal of the Chairperson of the Department

IMPORTANT NOTES FOR THE RESEARCH SCHOLAR:

1. Print on both sides of the paper. Two copies of 1st, 2nd and 3rd page and only one copy of the 4th page are required at the time of submission of Ph.D. Thesis.
2. Form as mentioned above must be filled by the research scholar and duly certified by the concerned Chairperson of the Department. Thereafter, the same must be verified by the Registration & Scholarship Branch well before submission of the Ph.D. Thesis.
3. The Degree will be prepared on the basis of particulars approved by the Board of P.G. Studies and verified by the Registration Branch and no alteration/addition will be allowed thereafter.
4. Incomplete form will not be accepted.

In fulfilment of relevant clause(s) of the Ph.D. Ordinance, this is to certify that the following research papers of Mr./Ms.....Research Scholar of the Department ofhave been published/accepted for publication related to research work reported in the thesis being submitted by him/her for the award of Ph.D. degree.

S. No.	Title of the Research Paper	Name of Journal, ISSN No., Vol. & No., Year, Page No., Name of Publisher etc.	Published or Accepted	Referred or Not- Referred	Mention SCOPUS/SCI/Web of Science/UGC-CARE list/Others

Verified all the publications

Signature of the Librarian

Signature of Supervisor _____ Signature of Co-Supervisor (if any) _____

Name: _____

Name: _____

Dept/Instt.: _____

Dept/Instt.: _____

Signature & Seal of the Chairperson of the Department

Chaudhary Ranbir Singh University, Jind

(Fee Section/Accounts Branch)

CLEARANCE CERTIFICATE

Certified that Mr./Ms. Research Scholar in the Department of..... has paid a sum of Rs..... on account of submission of his/her Ph.D. Thesis vide Bank Scroll No./University Cash Receipt No. Dated..... The fee is valid up to Nothing is due against him/her so far as Fee-Section/Accounts Branch is concerned.

Date _____

Finance Officer (Signature & Seal)

CENTRAL LIBRARY

Chaudhary Ranbir Singh University, Jind

CLEARANCE CERTIFICATE

This is to certify that Mr./Ms..... Research Scholar in the Department of..... Registration No..... during the session..... with Library Membership ID has cleared the library dues. Nothing is outstanding against his/her name.

Date _____

Librarian (Signature & Seal)

Chaudhary Ranbir Singh University, Jind

HOSTEL NO DUES CERTIFICATE

Date.....

Name..... Department.....

Registration No. Room No Session.....

Dues outstanding, if any

Chief Warden (Signature & Seal)

Warden

Hostel Clerk

Step by Step User Guide

**Using Multiple Channels to Create ABC ID
for Academic Institutions**

Date: 20 September 2023

Version 1.0

Contents

Contents

Introduction	3
Benefits of ABC ID creation	3
Academic Institution Mode.....	4
Bulk ID creation via NAD Portal	4

Introduction

This comprehensive step-by-step guide is designed to establish a structured framework for the systematic generation of Academic Bank of Credits (ABC) IDs across diverse platforms.

This guide encompasses the entire process of generating ABC IDs for students through a range of channels, including academic institution portals, DigiLocker, UMANG, the Academic Bank of Credits portal, and the "UIDSE+" mode for bulk ID creation. Furthermore, it delineates the procedures for academic institutions to undertake bulk creation of student ABC IDs, leveraging the National Academic Depository (NAD) and dedicated APIs.

Academic Institutions are equipped with two distinct options for creating ABC IDs in bulk. They can opt for the National Academic Depository, a specialized portal dedicated to managing academic records, for bulk ID generation. Alternatively, they can leverage dedicated APIs designed for facilitating the creation of bulk ABC IDs.

Benefits of ABC ID creation

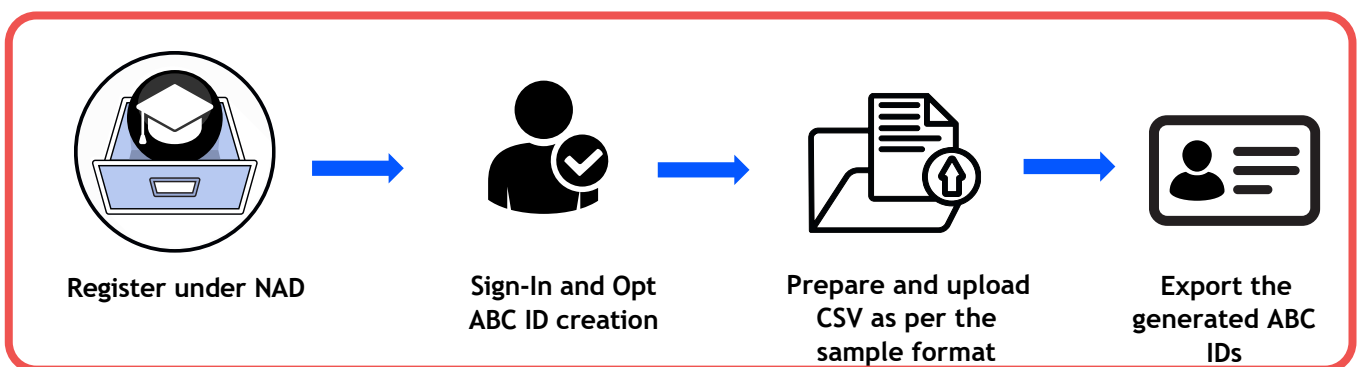
Creating ABC IDs offers numerous benefits, including:

- **Unique Student ID:** The issuance of ABC IDs assigns a distinct and permanent identifier to each student, commencing from Class I. This ensures seamless academic tracking throughout their educational journey.
- **Academic Progress Monitoring:** ABC IDs facilitate continuous and comprehensive monitoring of students' academic performance from the outset.

- **Identifying Weaknesses:** Educators can discern subject-specific weaknesses in students' academic data linked to ABC IDs, enabling targeted interventions for improvement.
- **Streamlined Record Keeping:** The ABC securely stores students' academic records, significantly reducing reliance on traditional paper-based records and alleviating administrative burdens
-

Academic Institution Mode

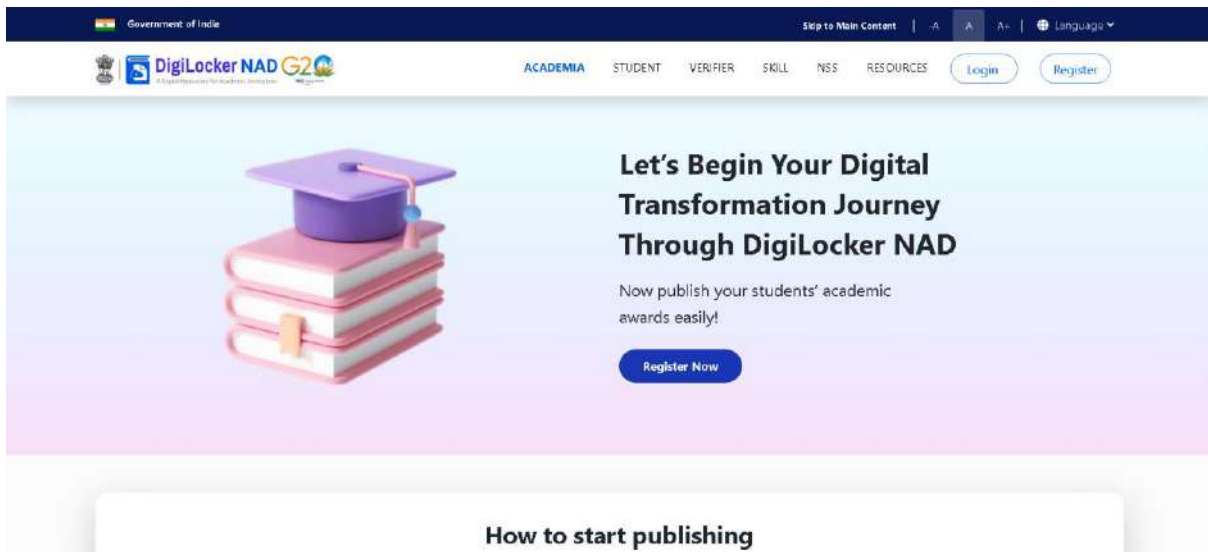
In the case of Academic Institutions, they can create ABC IDs in bulk from the National Academic Depository portal or from dedicated APIs. The creation of Bulk ABC IDs via NAD is discussed in detail here.



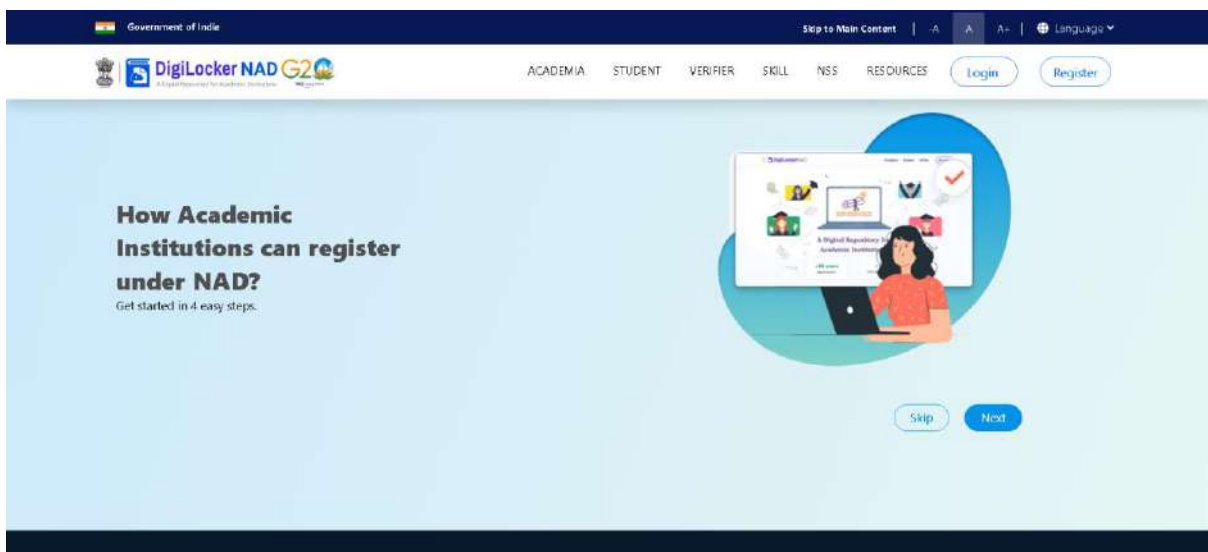
Bulk ID creation via NAD Portal

Step 1: Account Creation

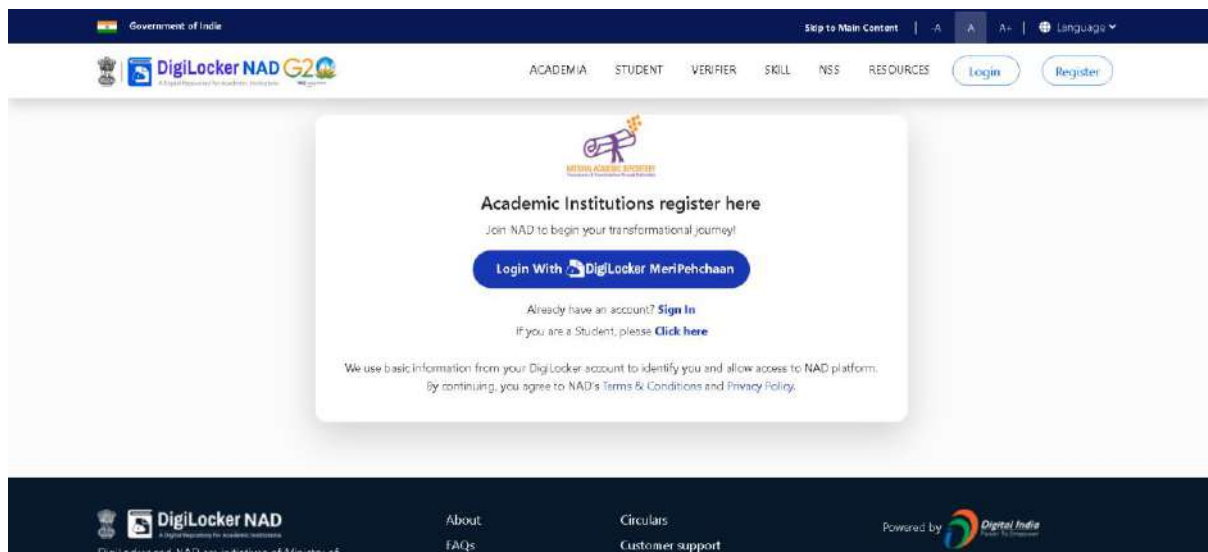
- Begin by accessing the National Academic Depository (NAD) portal at <https://nad.digitallocker.gov.in/>



- If you are a new user representing an academic institution, register your account.

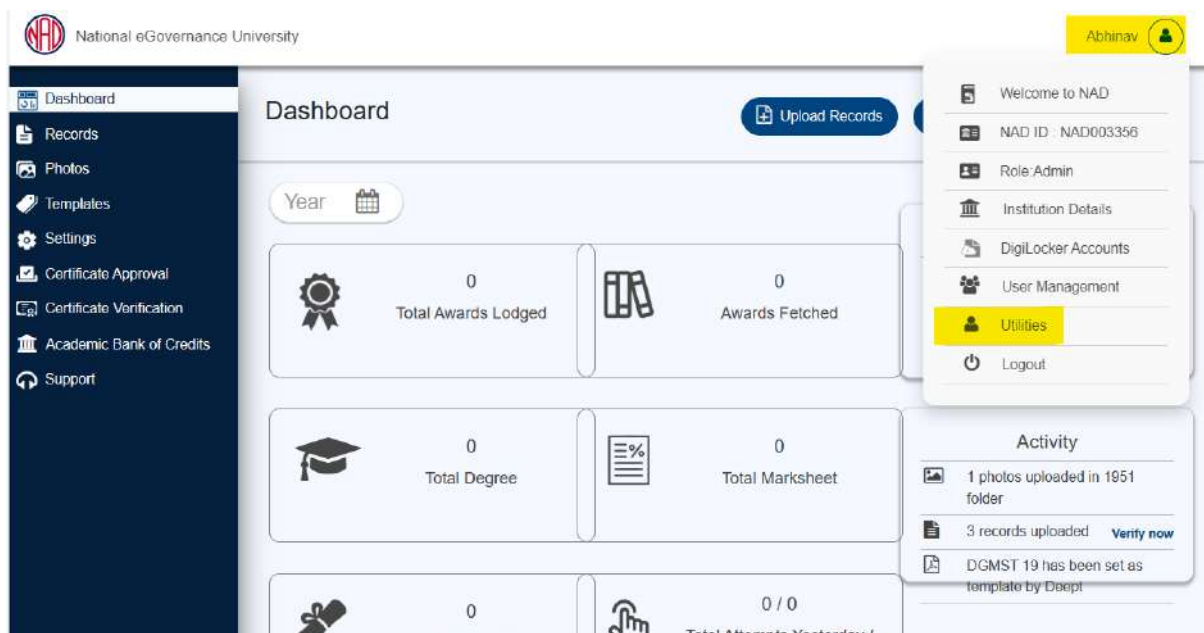


- If you already have an account, log in using your credentials.



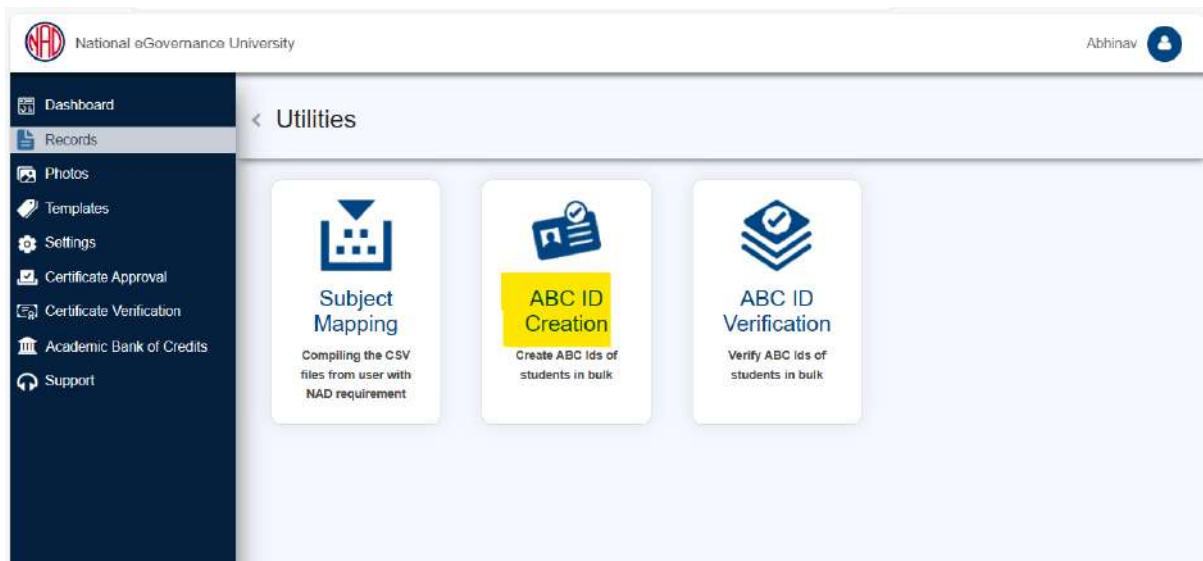
Step 2: Accessing Utilities

- Once logged in, navigate to the Account Name and select the "Utilities" option.



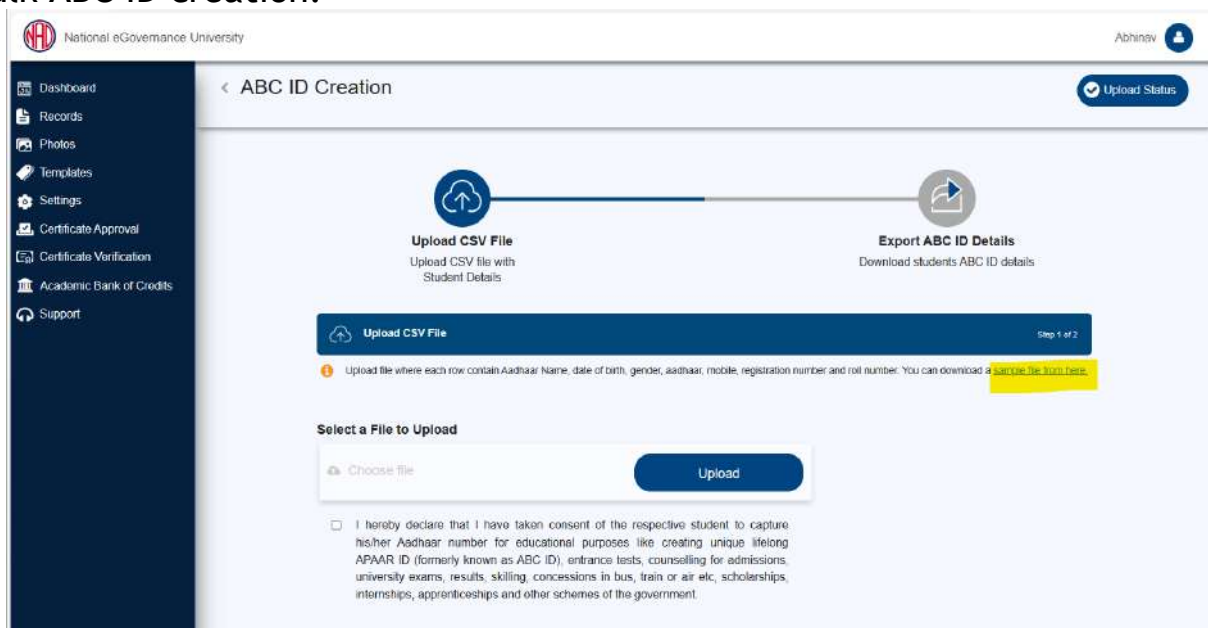
Step 3: ABC ID Creation

- Under "Utilities," choose the "ABC ID Creation" option.



Step 4: Sample File Download

- Download the provided sample file. This file will serve as a template for bulk ABC ID creation.



Step 5: Data Preparation

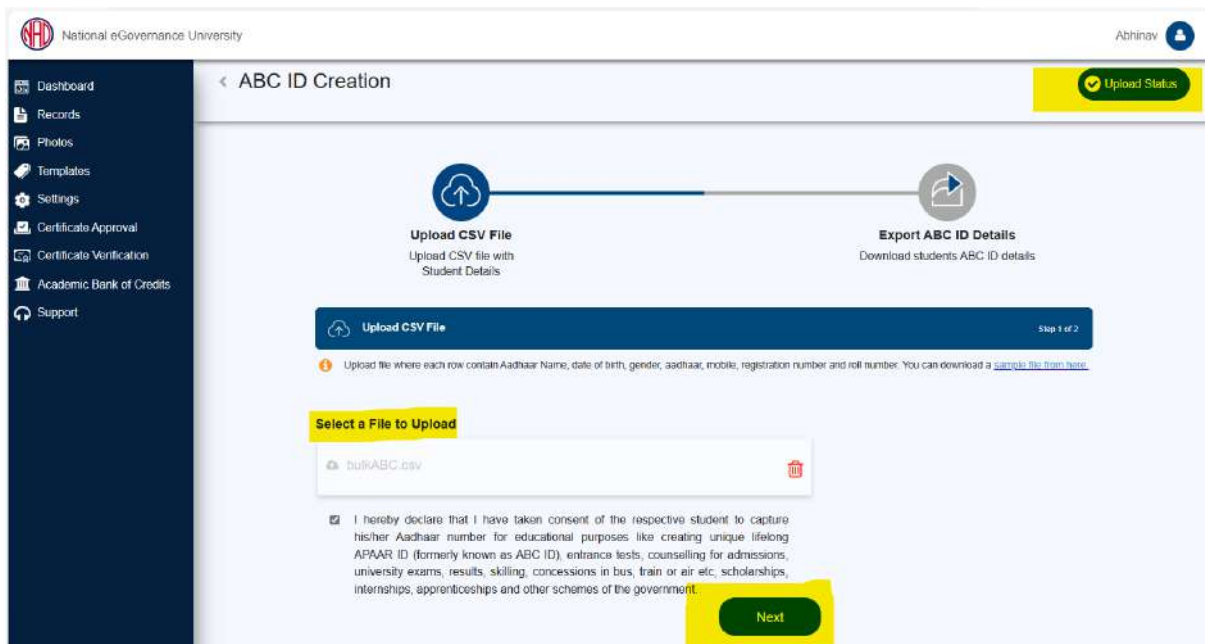
- Prepare the bulk ABC ID data file in CSV format using Microsoft Excel or any compatible software.

	A	B	C	D	E	F	G	H	I	J
1	AADHAAR NAME	DOB	GENDER	AADHAAR	MOBILE	REGN_NO	RROLL			
2	Shrinani Sharma	05-05-2000	Male	523456789	987654321	AA/24402	1			
3	Shriyash Kamalshah Shastri	05-04-2000	Female	512345678	987654321	AA/24730	2			
4	Prajwal Vaidya	07-07-2000	Female	890123456	765432109	AA/24573	3			
5	Pransav Shantshah Sharma	07-11-2000	Male	901234567	765432109	AA/24209	4			
6	Shriyashkumar Shantshah Patel	07-11-2000	Male	789012345	765432109	AA/24736	5			
7	Shri. A. Anandshah Anand Shrivastava	10-07-2000	Male	234567890	890123456	AA/24128	6			
8	Shri. Vikas Chaturvedi	10-11-2000	Male	456789012	901234567	AA/24724	7			
9	Shriyash Mukundshah Patel	02-10-2000	Male	401234567	654321098	AA/24392	8			
10	Pratik Sharma	02-11-2000	Female	209876543	901234567	AA/24571	9			
11	Rishabhkumar Shantshah	03-10-2000	Male	112345678	876543210	AA/24633	10			
12	Prajwal Pandey	04-07-2000	Female	451234567	987654321	AA/24685	11			
13	Pratik Shantshah Purohit	05-07-2000	Male	212345678	987654321	AA/24601	12			
14	Shri. A. Anandshah Anand Shrivastava	06-06-2000	Female	646789012	987654321	AA/24130	13			
15	Shriyash Anand	10-11-2000	Female	910987654	910987654	AA/24236	14			
16	Shri. Anandshah Sharma	11-10-2000	Male	579012345	987654321	AA/24290	15			
17	Vidhant Sharma	01-05-2000	Female	243098765	876543210	AA/24551	16			
18	Shri. Anandshah Purohit	02-03-2000	Female	254098765	901234567	AA/24600	17			
19	Pransav Anandshah Purohit	02-11-2000	Female	409876543	876543210	AA/24257	18			
20	Shriyash	03-05-2000	Female	540123456	987654321	AA/24552	19			
	Shri. Anandshah Sharma	03-05-2000	Female	170123456	765432109	AA/24604				

- Define the following headers in the file:
 - AADHAAR NAME: Candidate's name as per their Aadhaar card.
 - DOB: Candidate's date of birth in DD/MM/YYYY format as per their Aadhaar card.
 - GENDER: Candidate's gender (Use "M" or "Male" for male, "F" or "Female" for female, and "O" for other).
 - AADHAAR: Candidate's 12-digit Aadhaar number.
 - MOBILE: Candidate's 10-digit mobile number linked to their Aadhaar.
 - REGN_NO: Candidate's registration/enrollment number provided by the institution.
 - RROLL: Candidate's roll number provided by the institution. Institutions can use either or both fields as per their structure.
 - Save the file in CSV format.

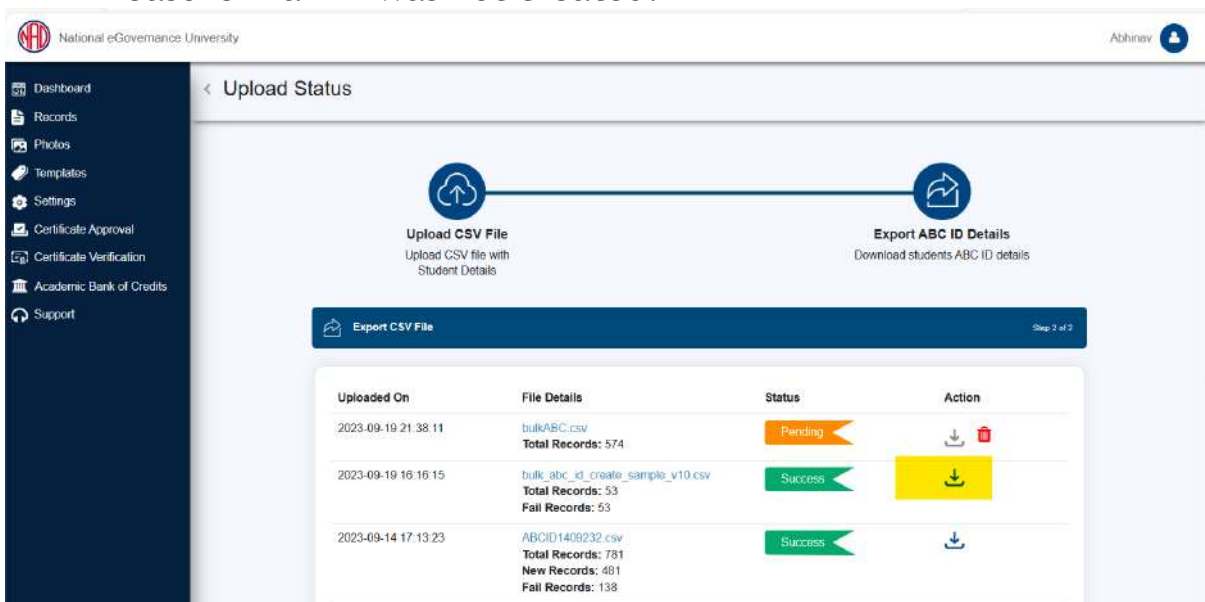
Step 6: Uploading Data

- Return to the portal, specifically to the "ABC ID Creation" page.
- Upload the CSV file you prepared. After uploading, click the "Next" button to submit the file. You can monitor the upload status on the right side of the screen.



Step 7: Monitoring Upload Status

- In the "Upload Status" section, you can view the real-time status of the uploaded file.
- Within a few hours, a response file will be generated, which includes the ABC ID of the candidates. It also has a remarks column explaining reasons if an ID was not created.



Step 8: Reviewing the Response File

- The response file will be in a structured format, providing ABC IDs for

candidates and any associated remarks.

	A	B	C	D	E	F	G	H	I	J	K	L	M
	AADHAAR NAME	DOB	GENDER	AADHAAR	MOBILE	REGN_NO	RROLL	ABC_ID	REMARKS				
1	AADHAAR NAME	DOB	GENDER	AADHAAR	MOBILE	REGN_NO	RROLL	ABC_ID	REMARKS				
2	Adhikar Sharmistha	05-05-2000	Female	522945678	9876543	1442/144532	3	000732094	ABC ID created				
3	Shreegiri Ramakrishna Shastri	05-04-2000	Female	522802178	9456789	1442/147100	2	022378179	ABC ID already exists				
4	Tuglana Vidyaashree	07-07-2000	Female	844021450	7267891	1442/145712	3	012467802	ABC ID already exists				
5	Tanayati Bhawanishri Shrivastava	07-11-2000	Male	945730002	7567112	1442/142000	4	420274300	ABC ID created				
6	ShreegiriKumar Shreegiri Patel	07-11-2000	Male	780123456	7878212	1442/147100	5		Data entered does not match with the Aadhaar details.				
7	Aravind BabuKishoreKishore Srinivas	08-07-2000	Male	204401711	8844104	1442/141200	6	400040011	ABC ID already exists				
8	Shree Vijaya Chaitanyani	09-11-2000	Male	414300011	9000004	1442/147200	7	001022111	ABC ID already exists				
9	Shreegiri Madhukrishna Patel	09-09-2000	Male	401200009	6204000	1442/143402	8	204178000	ABC ID created				
10	Madhvi Shreeya	09-11-2000	Female	200471144	9900000	1442/145711	9	701200000	ABC ID created				
11	ShreegiriKumar Shreegiriya	09-09-2000	Male	520411111	6200000	1442/146100	10	821012044	ABC ID created				
12	Tuglana Pranshiya	09-07-2000	Female	412300009	9201234	1442/146001	11	820000044	ABC ID created				
13	Pratik Shreegiri Pargal	09-07-2000	Male	212012044	9010000	1442/146011	12	041201204	ABC ID created				
14	CHAITANYA SAROJINI KANAKA MOORTHY	09-09-2000	Female	644707000	9420000	1442/141000	13	040020404	ABC ID created				
15	Madhvi Aparna Bhat	09-09-2000	Female	920000179	7200179	1442/142200	14		Data entered does not match with the Aadhaar details.				
16	AravindKumar Shreegiri	11-09-2000	Male	570100001	9070112	1442/147000	15	870010179	ABC ID created				
17	Vaidhyan Sharmistha	05-05-2000	Female	242000442	9712000	1442/145001	16	020420179	ABC ID created				
18	Shreegiri KishoreKishore Pargal	09-09-2000	Female	254400000	0000179	1442/146000	17		The Aadhaar field must be exactly 12 characters in length				
19	Shreegiri Madhukishore Vaidya	09-11-2000	Female	400021011	8710000	1442/142117	18	901012044	ABC ID created				
20	Shreegiri Shreeya	09-09-2000	Female	540020000	9574104	1442/145112	19	040000011	ABC ID created				
21	Aravind Kishore Shreegiri	09-09-2000	Female	570210000	7074012	1442/140004	20	070000000	ABC ID created				

By following these steps, academic institutions can efficiently create ABC IDs for their students within the National Academic Depository (NAD) system.